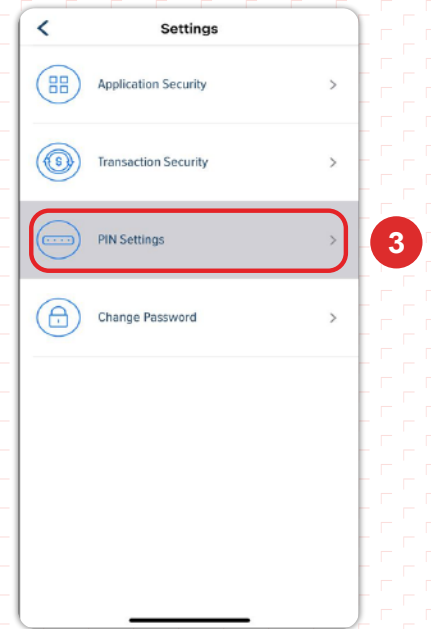
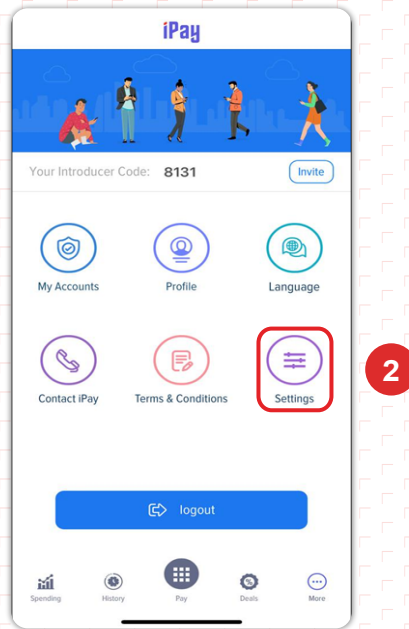
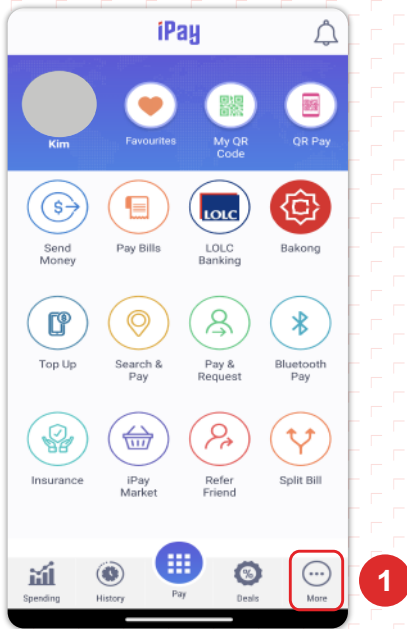


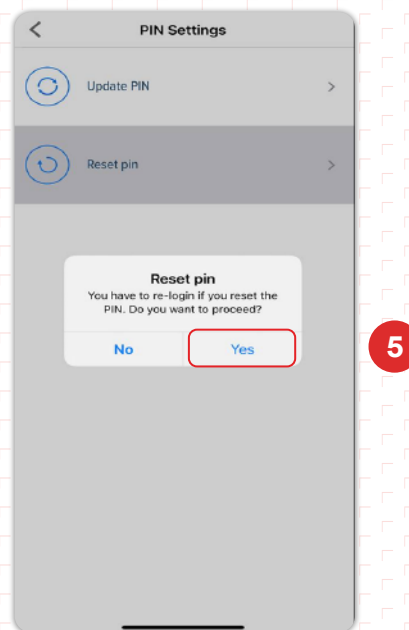
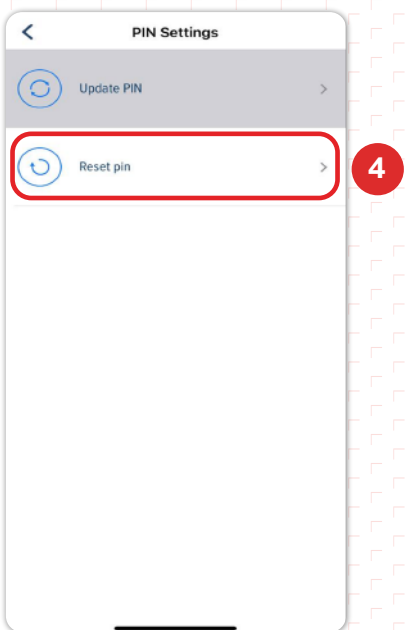


# របៀប Reset PIN Code ក្នុងកម្មវិធី iPay Cambodia

- 1 ចុចពាក្យ **More**
- 2 ចុចពាក្យ **Settings**
- 3 ចុចពាក្យ **PIN Settings**



- 4 ចុចពាក្យ **Reset pin**
- 5 ចុចពាក្យ **Yes**
- 6 ចុចពាក្យ **LOGIN**



- 7 បញ្ចូល Username និងលេខសម្ងាត់
- 8 ចុចពាក្យ LOGIN
- 9 CREATE NEW PIN ៖ បង្កើត PIN លេខ
- 10 ENTER PIN AGAIN ៖ បញ្ចូល PIN ម្តងទៀត

